



JEEVAN JYOTI HOSPITAL

NABH Accredited Multispeciality Hospital and Infertility Research Centre

PROFILE



Jeevan Jyoti Hospital

is 100-bedded, CGHS-approved,
NABH-accredited, ISO 2015 certified,
NABL Accredited Lab, a multi-speciality
hospital in Prayagraj.



Founder: Late Dr. A.K. Bansal

S. N.	Chapter	Pg. No.
01.	Overview of the Hospital	02
02.	Vision, Mission and Core Values	03
03.	Welfare Activities	04
04.	Achievements	05
05.	Hospital Facilities at a glance	06-07
06.	Specialized Units	08
07.	Services and Facilities Available	09
08.	Dialysis Unit	10
09.	Neonatal Intensive Care Unit (NICU)	11
10.	Operation Theaters	12
11.	General and Advanced Laparoscopic Surgery	13
12.	LASER treatment in General Surgery	14
13.	LASER treatment for Varicose Veins and Varicocele Embolisation	15
14.	Bariatric and Weight Loss Surgery	16
15.	Internal Medicine	17
16.	Respiratory Medicine	18
17.	Obstetrics and Gynaecology	19-20
18.	Advanced Hysteroscopy and LASER Treatment in Gynaecology	21
19.	Infertility and IVF	22
20.	Paediatrics and Neonatology	23
21.	Orthopedics and Joint Replacement	24
22.	Neurosciences	25
23.	Nephrology & Urology	26
24.	Gastroenterology	27
25.	Plastic Surgery	28
26.	Surgical Oncology	28
27.	Trauma Centre and Emergency Services	29
28.	Cardiology	30
29.	Ophthalmology	31
30.	ENT and Dentistry	32
31.	Dermatology and Cosmetic Medicine	33
32.	Anaesthesiology and Critical Care	34
33.	Burn Unit	34
34.	Interventional Radiology	35
35.	Diagnostic Services	36-37
36.	Clinical Genetics	38
37.	Psychiatry and Psychology	38
38.	Physiotherapy	39
39.	Unique Selling Points (USPs)	40

COZ
H
E
Z
T



Overview of the HOSPITAL

- Jeevan Jyoti Hospital is 100-bedded, CGHS-approved, NABH-accredited, ISO 2015 certified, NABL Accredited Lab, a multi-speciality hospital in Prayagraj.
- The hospital was founded in 1988 by renowned Laparoscopic Surgeon Late Dr. A.K Bansal and eminent IVF expert Dr. Vandana Bansal, with the vision and mission of providing top-of-the-line healthcare facilities under one roof.
- Jeevan Jyoti Hospital started its journey with 20 beds, and within a few years, the hospital acquired the status of a premier medical institution by extending its bed capacity and providing specialized and super-specialized medical services to patients from Prayagraj and the neighbouring districts of Uttar Pradesh, Madhya Pradesh, and Bihar. It is ideally located in the heart of the city, in the Rambagh area.
- In 1999 the hospital started a state-of-the-art IVF facility, called the Arpit Test Tube Baby Centre, to provide advanced infertility treatment to childless couples. The Arpit Test Tube Baby Centre was inaugurated by the then Governor of Uttar Pradesh Hon'ble Shri Suraj Bhan. Arpit Test Tube Baby Centre now holds several records in this field.
- Under the leadership of Dr. Vandana Bansal, Jeevan Jyoti Hospital is also credited for introducing state-of-the-art ICU, and popularizing Laparoscopy (minimally invasive surgery) which offers minimum risk to patients, Advanced Hysteroscopy, LASER Surgery, Advanced Neuro Surgery & Orthopedics centre with joint replacements and Cosmetic Gynecology, with Interventional Radiology, and Clinical Genetics as the newest addition.
- Recently with the joining of Dr. Harshit Bansal MD Radiodiagnosis with a fellowship in Interventional Radiology and Dr. Sakshi Rajoria Bansal MD/ Pediatrics with a fellowship in Clinical Genetics, the Jeevan Jyoti Hospital has become the First hospital in eastern Uttar Pradesh to start inhouse Interventional Radiology and Clinical Genetics.
- Jeevan Jyoti Hospital has an Advanced Maternity & Childcare centre with an in-house Baby Photo Studio for newborn babies. It is one of the best High-risk Obstetric centres, addressing wholesome management of patients with bad obstetrical history, recurrent abortions & menopause with the facility of Fetal medicine under one roof.
- Jeevan Jyoti Hospital is one of the well-recognized Advanced IVF centres in this region: IVF stands for In Vitro Fertilization, a medical procedure used to help individuals or couples with fertility issues to conceive a child. During IVF, eggs and sperm are combined in a laboratory dish, and if successful fertilization occurs, the resulting embryo is transferred to the uterus. It's a widely used assisted reproductive technology. Jeevan Jyoti Hospital has a new State-of-the-art modular IVF lab that was renovated and upgraded to keep with international standards, with a new Laminar Flow Station for performing IVF procedures. Jeevan Jyoti Hospital is now one of the leading centres of treatment for IVF and infertility (Male & Female), & provision of social egg freezing,
- Advanced laparoscopy & Advanced Hysteroscopic Centre for all kinds of abnormalities like – Polyps, Fibroids, Cancer, Biopsy, abnormal uterine bleeding, bleeding after menopause, and Adhesions. LASER Surgery, Cosmetic Gynecology, Interventional Radiology, Genetics, and Bariatric Surgery. The hospital also has a Hernia unit (treating all types of Hernia patients with Laparoscopic surgery), facility of ENT, EYE, Dental & Physiotherapy with in-house canteen services, besides round-the-clock routine and emergency services in all departments by the super specialist doctors and trained paramedical staff, in the eastern region of Uttar Pradesh.
- In addition, neurophysiology studies like – Electroencephalography (EEG), Electromyography (EMG), Nerve conduction studies (NCV), and visually evoked potentials (VEP) have been added as in-house facilities. A very important test for Newborn screening of hearing – BERA has also been added.



VISION

To become the most preferred destination for providing the latest healthcare technology and services.



MISSION

To provide world-class quality healthcare services with commitment, transparency, trust, and affordability.



CORE VALUES

- INTEGRITY (the quality of being honest and having strong moral principles)
- ACCOUNTABILITY (accepting responsibility)
- DILIGENCE (the quality of doing work carefully and thoroughly)
- PERSEVERANCE (continuous efforts to do or achieve something despite difficulties, failure, or opposition)
- DISCIPLINE (the practice of training people to obey rules and behave well)

WELFARE ACTIVITIES

Jeevan Jyoti Hospital is governed by a Board of management that includes eminent medical consultants, some of whom have extensive backgrounds in social work. The hospital's Board of Management operates under the guidance of Dr. Vandana Bansal, ensuring that the hospital's policies and operations align with its commitment to community welfare.



Charitable Services

As part of its mission to support the underprivileged, Jeevan Jyoti Hospital has dedicated 10 beds specifically for the admission of poor and financially weaker sections of society. These beds are provided at nominal rates to ensure those in need have access to essential medical care.

Dr. AK Bansal Memorial Charitable Ward



The provision of these beds is made possible through the support of the Dr. AK Bansal Foundation Trust. In honor of this contribution, the ward has been designated as the Dr. AK Bansal Memorial Charitable Ward.

By integrating these welfare activities into its operations, Jeevan Jyoti Hospital enhances its service offerings and strengthens its role as a pivotal healthcare provider committed to improving community health outcomes.

★ Achievements ★

- 1** Jeevan Jyoti Hospital is a pioneer in healthcare in Eastern Uttar Pradesh. It started with 10 beds and grew to 210 beds, leading the healthcare facility in the city of Prayagraj.
- 2** After the untimely demise of her husband, the late Dr. AK Bansal, in January 2017, Dr. Vandana Bansal along with her son, Dr. Arpit Bansal took over the reins of Jeevan Jyoti Hospital and transformed the hospital with the most advanced state-of-art IVF labs, Advanced Diagnostic Centre, Modular OTs with the best Advanced Laparoscopic Centre, Upgraded NICU and state-of-the-art ICU.
- 3** Jeevan Jyoti Hospital pioneered **The First Test Tube Baby Centre** with Social egg freezing in eastern Uttar Pradesh.
- 4** The **First Advanced Laparoscopic Surgery Centre** of Prayagraj.
- 5** The First in Prayagraj **Laparoscopic Bariatric Surgery**
- 6** **Advanced Hysteroscopic Centre:** for all kinds of abnormalities like – Polyps, Fibroids, Cancer, Biopsy, abnormal uterine bleeding, bleeding after menopause, and Adhesions.
- 7** The **First Artificial Intelligence-based Automated Semen Analysis Centre**.
- 8** **Interventional Radiology:** This reduces the need for traditional (open) or keyhole (Laparoscopic) surgery as treatment can be given using catheters and wires through a small needle in the groin /wrist without the need for sedation or anesthesia
- 9** The **First Clinical Genetics Clinic** in Prayagraj
- 10** Jeevan Jyoti Hospital received the **full NABH (HCO)** certification for quality care in the year 2021.
- 11** The Ministry of Health and Family Welfare has issued the prestigious **Kaya Kalp** certificate for maintaining the highest level of hygiene and adopting infection control measures as per the guidelines of the ministry.
- 12** The Arpit Test Tube Baby Centre of Jeevan Jyoti Hospital has received the **Iconic IVF Unit of The Year Award 2017** from Incredible India Foundation and Corporate Council for Leadership and Awareness, for providing the latest and the most advanced infertility treatment facilities under one roof.



Minimally Invasive Surgeries:

Advanced Laparoscopic Surgeries like Lap-Chole, Appendix, Hysterectomy, Lap-Urology and Diagnostic Laparoscopy.

Surgical Specialties:

General Surgery, Obs & Gynaecology, Trauma, Orthopedic, Neuro Surgery, Urology, Surgical Oncology, Plastic Surgery, E.N.T., Ophthalmology, Paediatric Surgery.

HOSPITAL FACILITIES AT A GLANCE



Critical Care Unit:

Central Monitor with multi parameters, Temporary pacing, Pulse-Oximeters, E.G.G., Ventilators, Ultrasound Scanner, Bedside Echo and Portable X-ray.



Infertility & IVF:

Test tube baby IVF-ET, ICSI, IUI, IMSI, Laser Assisted Hatching, TESA, MESA, Male Infertility management

Obstetrics & Gynaecology:

Antenatal Care, Postnatal Care, Infertility Treatment and Gynaecology Surgeries.





HOSPITAL FACILITIES AT A GLANCE

- **Super Specialties:** Neurology, Neuro Surgery, Gastroenterology, Urology, Oncology, Pediatric Surgery, Plastic Surgery, Nephrology & Dialysis.
- **Medical Specialties:** Internal Medicine, Respiratory Medicine, Paediatrics & Neonatology, Cardiology, Dermatology, Psychiatry, Anaesthesia, Emergency Medicine, Clinical Genetics.
- **Neonatal & Paediatric I.C.U.:** Incubator, Warmer, Phototherapy and Ventilator.
- **Nephrology and Dialysis:** Dialysis, CAPD, Kidney Biopsy, Renal Transplant follow-up.
- **Diagnostic Specialties:** CT SCAN (32 slices), Mammography, Endoscopy, Gastroscopy, Bronchoscopy, Colour Doppler, Ultrasound Scanner, X-Ray and E.C.G.
- **COVID-19 TESTING MACHINE:** Truenat - Autoprep + Quattro-Four Channel Amplification Device (Real Time Micro PCR System with Accessories).
- **Laboratory:** Auto Lab, ELISA Reader, Q.B.C., Pathology, Histopathological studies, ABG., Electrolyte Analyser.
- **C-ARM:** Orthopaedic Surgeries, Urology and Cardiac Pacing.
- **Round the Clock Services:** Ambulances, All Emergencies, Trauma & Accidents Critical Care Services Lab. Services, E.G.G., X-Ray, Emergency Dialysis & Pharmacy,
- **Physiotherapy:** IFT, Muscle Stimulation, Traction, Short wave Therapy, Wax Bath and Weight reduction.
- **Community Health:** MCH Programme, Health Education and Free Medical Camp.
- **Paramedical Education:** DMLT & OT Technician
- **Oxygen Generation Unit:** Jeevan Jyoti Hospital has become self-reliant in meeting its oxygen needs. Two new imported Oxygen Generation Units have been installed at the hospital for in-house medical oxygen generation to quickly manage emergency and trauma patients. The hospital is now completely self-sufficient in oxygen supply and is meeting all its requirements.

Specialized UNiTS:

DIAGNOSTIC UNIT

We provide round-the-clock service of diagnostic facilities and treatments.

- MRI (Outsourced)
- In House CT Scan (32 slices)
- NABL approved Covid-19 True Nat Testing Lab
- Mammography
- Color Doppler
- C-Arm
- Digital X-Ray
- 3D & 4D Ultrasound
- ECG (Electrocardiogram)
- 2D Echocardiography
- TMT (Stress Test) EEG
- Video Colposcopy
- GI Endoscopy
- Colonoscopy
- ERCP
- Uroflowmetry
- Audiometry



INTENSIVE CARE UNIT

Our ICU is fully equipped with bio-medical equipment such as mechanical ventilators to assist breathing through an endotracheal tube or a tracheostomy tube, cardiac monitors including those with external pacemakers, defibrillators, equipment for the constant monitoring of bodily functions, a web of intravenous lines, feeding tubes, nasogastric tubes, suction pumps, drains and catheters and a wide array of drugs to treat the emergency condition(s) of hospitalisation.

Every patient bed in the hospital is installed with a Bed Head Unit/Panel a medical Rail System also called a Utilizer.



SERVICES & FACILITIES AVAILABLE

- 24-hour supervision under the guidance of highly experienced consultants and Intensivists.
- 24-hour presence of intensivist and ICU doctors.
- 24-hour trained nursing staff for each patient.
- Central monitoring system.
- Hi-Tech vital sign monitor for every patient.
- Invasive & non-invasive haemodynamic monitoring system.
- Bispectral Index (BIS) monitoring for assessment of brain activity – brain monitoring.
- Syringe & infusion pumps for metered medications and accurate volume infusions.
- Ultramodern ventilator with monitoring facilities to aid the patient's breathing effort.
- Instant ABG (arterial blood gas) analysis within the ICU.
- Instant electrolyte assessment within the ICU.
- Portable X-ray machine within ICU.
- Bed side Echocardiogram and Ultrasonogram.
- Facility to implant a temporary pacemaker.
- Highly specialized physiotherapy service.
- Portable ventilators - during transportation within the hospital for various purposes like CT scan etc. we use portable ventilators and also to bring ventilated patients from other hospitals.

Equipped with:

1. Ventilators
2. Pulse oximeter
3. Multipara Monitor
4. Infusion Pump
5. Cardiac Monitor
6. Defibrillator
7. Other life-saving instruments

High Dependency Unit (HDU)



- The High Dependency Unit (HDU), or step-down, progressive and intermediate care unit, is a ward for patients who generally require a higher level of observation, treatment and nursing care than that offered in a general ward but do not require admission into intensive care.
- For those moving into the HDU from the intensive care facilities, this move is often seen as a welcome sign of progress it means that the patient is improving, gradually establishing more normal eating and sleeping patterns, and is a step closer to going home.

Dialysis UNiT



Dialysis is a medical procedure that performs the kidneys' functions when they can no longer do so adequately. This treatment removes waste products, excess fluid, and electrolytes from the blood, tasks normally carried out by healthy kidneys.

Dialysis is crucial for patients with end-stage renal disease (ESRD), typically when kidney function drops to 10-15% of normal capacity:

- Chronic kidney disease (CKD)
- Acute kidney injury (AKI)
- Uremic Encephalopathy
- Pericarditis
- Life-threatening Hyperkalaemia
- Hypervolemia causing end-organ complications e.g. Pulmonary Oedema

Hemodialysis

This process typically requires:

- **Vascular Access:**
 - **Arteriovenous (AV) Fistula:** A surgically created connection between an artery and a vein.
 - **Arteriovenous (AV) Graft:** A synthetic tube used to connect an artery and a vein.
 - **Central Venous Catheter (CVC):** A catheter placed in a large vein, often used for short-term or emergency access.
- **Dialyzer**
 - **Dialysis Sessions:** Typically, patients undergo hemodialysis three times a week, with each session lasting about four hours.

Peritoneal Dialysis

- **Continuous Ambulatory Peritoneal Dialysis (CAPD):** The patient manually performs the exchanges of dialysate four to five times a day.
- **Automated Peritoneal Dialysis (APD):** A machine called a cycler performs the exchanges automatically, usually while the patient sleeps.



Neonatal Intensive Care Unit (NICU)

The Neonatal Intensive Care Unit (NICU) is a facility specializing in the intense monitoring and care of ill or premature newborn infants. NICU admits babies with congenital problems or trauma during delivery.

Recently our NICU was equipped with sophisticated equipment and trained healthcare professionals to provide specialized care for the tiniest patients.

Services included:

- Neonatal Intensive and Special Care
- Standby for High-risk Deliveries
- High-risk and Birth Defect Consultations
- Newborn Screening
- Neonatal Neurodevelopmental follow-up of premature new-born infants
- Specialist Outpatient Consultation

The unit is equipped with the following equipment:

- Warmer
- Monitor
- Ventilator
- Phototherapy
- Cardiac Monitor
- Syringe Pump



Major OT-4 (Modular OT-2),
Minor OT-1, Ortho OT-2. Well-
equipped, ultra-modern
operation theaters with HDU
(High Dependency Unit).

OPERATION THEATERS

Four operation theaters equipped with highly sophisticated equipment like - anesthesia workstations, multi-parameter monitors, laparoscopes, defibrillators, C-arm, LED LIGHTS & important life-saving devices to carry out every type of complicated surgery. Operating Microscope for spine & Neurosurgery operations with separate modular laminar flow operation theatre for joint replacements and other sophisticated surgeries.

Minimal Access Surgery headed by Dr. Vandana Bansal and Dr. Arpit Bansal along with his team of surgeons carries out advanced laparoscopic Surgery using a high-definition image system by KARL STORZ with all the latest energy source equipment like HARMONIC SCALPEL, VESSEL SEALING SYSTEMS (MARTIN MAXXIUM / LIGASURE FORCE TRIAD).

All advanced laparoscopy procedures are done including single incision Lap. Surgery (SILS) & NOTES (National Orifice Trans-Endoscopic Surgery).

- **ENDO-UROLOGY** – PCNL for kidney stone disease.
- **URETERO-RENOSCOPY** USING RIGID & FLEXIBLE SCOPES- for Ureteric stone removal.
- **TURP** -For Prostatic enlargement & Bladder Tumours.
- **OIU**-For Stricture urethra Management.

Some important instruments of OT:

- Endoscopy Camera (Digital) - Stryker/Bhandari
- Sonosurge Machine – Olympus
- CO2 Electronic Laproflator – Karl Storz
- Liga Sure Machine – Valley Lab
- B.V. Image Intensifier (C-Arm) – Philips
- C-Arm image intensifier machine (HF-49) Frame Memory 15" with Monitor (Ortho) - Allengers
- Camera – Frontline

- Insufflator
- Light Source – Lamkexon
- CO2 Electronic Laproflator Machine – Frontline [W.O.M.]
- Hysteroscopy system with T.V. Camera Standard Set - Olympus
- Agilent 71034, M-1205A [Modular] Viridia 24 [Option-A] – Philips
- Olympus Occuflex – Olympus
- Ureteroscope B/9, 8 FRX 430 MM – Olympus
- Coloposcope Machine with Camera – JDS Medison
- Life Care Equipment – Life care
- Xenon Light Source – Olympus
- Agilent [NBP Monitor] A-3 Patient Monitor – Philips/Scorpia
- Agilent [NBP Monitor] A-3 Patient Monitor – Philips/Scorpia
- Ventilator (Anaesthesia) – Detex-Ohmeda
- Multi Para Monitor – BPL
- Light Source – Frontline/ Richard Wolf
- Telescope [1.0-10mm] – Karl Storz
- Olympus [0-10mm]
- Harmonic Scalpel Generator 300 – Johnson & Johnson
- Microscope Medical Equipment – Towa sales
- Microscope (Ocula Description: Led Illumination Neurotiltable Eye Piece)
- TURP Set – R.S. Surgical
- Hysteroscope Set Consisting Machine – R.S. Surgical
- RMS Corus 9" HF Mobile C-Arm Image Intensifier Machine - RMS



GENERAL AND ADVANCED LAPAROSCOPIC SURGERY

The department provides an entire spectrum of General & Laparoscopic surgical services with the newer approach to technology for laparoscopic procedures with fully equipped Modular operation theatres, a state-of-the-art Intensive Care Unit and Diagnostic support facility helping in seamless surgical management of patients and is easily the best laparoscopy hospital in Prayagraj.

Services:

The Department of General & Laparoscopic Surgery at Jeevan Jyoti Hospital has the best Laparoscopic surgeon in Prayagraj who deals with diseases that require effective surgical management. The surgical spectrum covered for surgical ailments includes:

- Alimentary Tract, like Perforations, Appendicitis, Intestinal obstruction, Chronic Pancreatitis.
- Abdomenpic Cholecystectomy.
- Hernias, simple/complicated, Inguinal / Femoral, Incisional, border hernias Breast diseases.
- Endocrine-like Thyroid diseases.
- Trauma-surgery & care.
- Anorectal diseases- abscesses, fistula, fissures and piles.
- Varicose Veins
- Skin and soft tissue including tumours, cysts, Varicose veins, Fasciitis.
- Surgery for Hydrocoele, peripheral vascular disease, complications of Diabetes like diabetic foot.
- Abscesses
- Varicose veins - Laser surgery/ Stripping
- Embolectomy
- Colonoscopy
- Thyroidectomy

Advanced Laparoscopic Centre:

The Minimal Invasive Surgery Centre at "Jeevan Jyoti Hospital", the first of its kind in Prayagraj is functioning with an exclusive focus on the evaluation, development and expansion of procedures/techniques in minimally invasive or keyhole surgery with state-of-the-art Japanese and German Laparoscopic sets with other standby instruments.

We have a sophisticated ultramodern theatre complex having Modular operation theatres, equipped with state-of-the-art technology. The following procedures are performed on a routine basis:

- Cholecystectomy (removal of gallbladder)
- Appendectomy (removal of appendix)
- Splenectomy (removal of spleen)
- Nephrectomy
- Adrenalectomy
- Thymectomy
- Colorectal surgery
- Hernia
- Breast Surgery

We perform **Laparoscopic emergency surgeries** like – intestinal perforations, Splenectomy, strangulated hernias etc.

Advanced LASER Centre: for Piles, Fistula, Pilonidal sinus and Varicose Veins

Day Care Surgery:

Our advanced anaesthetic and surgical techniques enable patient to go home on the same day after surgery.

- Day Care Hysterectomy (Removal of Uterus)
- Day Care Cholecystectomy (Removal of Gall Bladder)
- Varicose Veins ablation

Why Choose Us:

Availability of latest technologies under one roof, experienced surgeon, facility of Laparoscopic and LASER surgery at affordable cost.



LASER TREATMENT IN GENERAL SURGERY

Laser treatment for Piles

Piles (Bavasir), clinically known as Hemorrhoids, is the swelling of the blood vessels near the anal opening. An increased pressure on these blood vessels due to any reason, causes them to enlarge and swell, thus forming lumps which are occasionally felt at the anal opening.

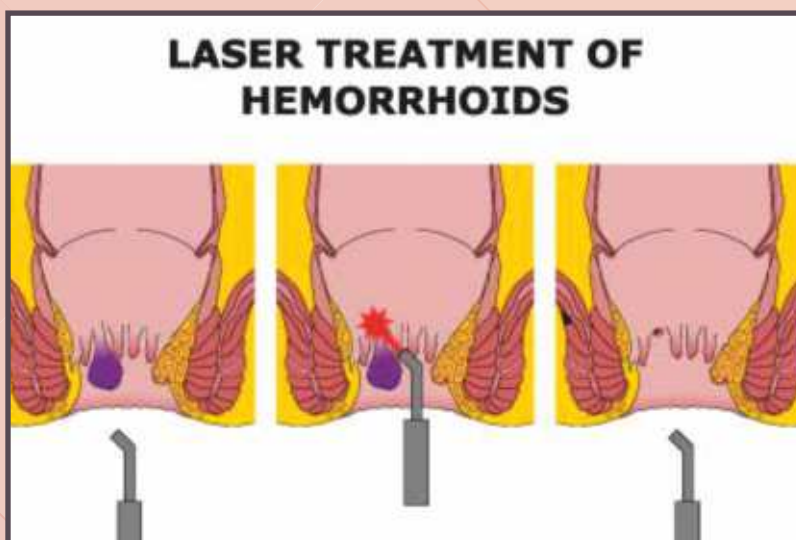
Who Should Undergo Laser Treatment for Piles?

Piles, medically known as hemorrhoids, are divided into 4 grades depending on their severity:

Most of the cases of Grade 2, Grade 3 and early stages of Grade 4 hemorrhoids are treated with Laser Hemorrhoidoplasty (LHP). Grade 4 requires MIPH (Minimally Invasive Procedure for Hemorrhoids) or PPH (Procedure for Prolapse and Hemorrhoids) or Stapler Hemorrhoidopexy.

LASER treatment for Piles or Laser hemorrhoidoplasty (LHP)

Laser Hemorrhoidoplasty is the preferred treatment for Grade 2, Grade 3 and early stages of Grade 4 Piles. We use the world's best Diode laser machine (LASOTRONIX). This procedure is done under short general anesthesia and takes about 20 minutes. Through the natural anal opening, laser energy is applied using a special radially emitting fibre. The controlled emission of laser energy causes vaporization leading the haemorrhoidal mass to shrink.



Advantages of LASER:

- No cuts, no open wounds
- Less post-operative pain as compared to other procedures
- Healing is excellent as there are no cuts or stitches
- No sense of urgency (need to rush to the toilet) after the procedure
- No risk of rectal stenosis
- Patient can return to normal activities within a shorter space of time

Laser Has Remarkable Benefits:

- As mentioned earlier, Laser Hemorrhoidoplasty has no cuts or incisions.
- The post-operative pain is a lot less compared to other procedures. Patients describe it more as 'burning' rather than pain, which lasts around 3-4 days.
- Healing is excellent as there are no cuts or stitches
- There is no urgency (a feeling of having to rush to the toilet) after the procedure.
- There is no risk of rectal stenosis.
- Being a simple procedure, one can return to normal activities within a short period (3rd day in case of sedentary job)

LASER Treatment for VARICOSE VEINS AND VARICOCELE EMBOLISATION



Varicose veins are veins under the skin that have become **swollen, twisted, and bulging**. They are **usually seen in the legs and feet**. They are quite common, and most of the time do not cause any problems. However, they can be disfiguring and cause for cosmetic concern in females.

A varicocele is an enlargement of the veins within the scrotum, similar to a varicose vein that can occur in the leg. It is a common condition that affects the veins inside the scrotum, known as the pampiniform plexus.

LASER Treatment of Varicose Veins and Varicocele Embolisation

Endovenous Laser Ablation (EVLA)

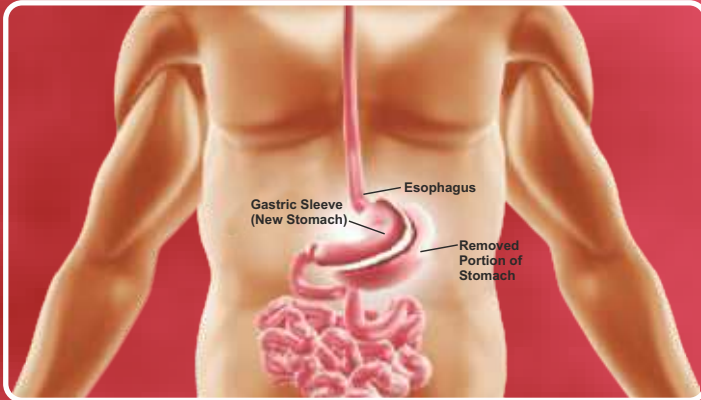
Laser is a versatile, highly compact diode laser with dualwavelength. The radial fibres are used in this procedure which increases the precision of the technique. This highly advanced laser was first introduced in this region at Jeevan Jyoti Hospital Prayagraj.

The **whole treatment takes approximately 30-45 minutes**. During the treatment as well as afterwards the patient hardly feels any discomfort. Patients can return to their daily activities on the next day of the treatment.

Why Choose Us?

Laser treatment for both piles (hemorrhoids) and varicose veins at Jeevan Jyoti Hospital is being done with the world's best LASER machine imported from Europe and our Surgeon is renowned & experienced in Laser treatment.

BARIATRIC AND WEIGHT-LOSS -S-U-R-G-E-R-Y-



Weight-loss surgery, also known as bariatric surgery, has emerged as one of the most effective surgical methods for Obesity and a range of its health impacts like - Diabetes, High Blood Pressure, Sleep Apnea, Arthritis, Asthma, Acid Reflux, Infertility, High Cholesterol and osteoarthritis, especially in weight-bearing joints such as the knees, because extra weight can damage the cartilage and bone etc.

Bariatric Procedures:

We offer a range of Bariatric (Weight Loss) procedures, each planned to work in different ways to promote weight loss and improve overall health. These procedures can be categorized into two main types:

- i) **Gastric restriction procedures:** bariatric weight loss surgery involves the use of surgical techniques to reduce the size of the stomach. By creating a smaller stomach pouch, these procedures limit the amount of food an individual can consume, leading to a feeling of fullness with smaller portions. Laparoscopic Sleeve Gastrectomy.
- ii) **Malabsorptive procedures:** on the other hand, alter the way the body absorbs nutrients from food. By rerouting the digestive tract, these procedures reduce the number of calories and nutrients absorbed by the body, leading to weight loss.



At our hospital, Bariatric surgeries are performed using Minimally Invasive Techniques, such as Laparoscopic Surgery. These techniques involve small incisions, resulting in reduced scarring, shorter recovery times, and lower risk of complications. **We use staples & consumables from the world's best companies.**

Why Choose Us:

Availability of minimally invasive/ keyhole surgery techniques with high success rates, without any complications at affordable cost.



Internal MEDICINE

At Jeevan Jyoti Hospital, the Internal Medicine Department provides consolidated care to both In and Outpatients, along with care for hospitalized patients with other broad ailments.

- The Department is well equipped to manage chronic health conditions such as diabetes, hypertension, lifestyle and obesity, thyroid disorders, lipid abnormalities, and various febrile illnesses like dengue, chikungunya, malaria, respiratory infections, joint pains, and septicemic conditions.
- Lifestyle-related issues, such as obesity, are significant contributors to various health problems. Our medical specialist focuses on personalized treatment plans that include dietary counselling, exercise regimes, and behavioral interventions to address obesity and promote healthy living. The Physician understands that each patient is unique and tailors interventions accordingly, improving the chances of sustained weight loss and better overall health outcomes.
- The Internal Medicine Department's expertise also extends to the management of various febrile illnesses, including infectious diseases like dengue, chikungunya, and malaria. Timely and accurate diagnosis is crucial in these cases, as prompt intervention can prevent severe complications and ensure a faster recovery.
- Moreover, the Internal Medicine Department places a special focus on caring for senior citizens through Geriatric Medicine. As people age, they may experience multiple health challenges and chronic conditions. Internal Medicine specialists are well-equipped to handle the unique health concerns of older adults, ensuring that they receive appropriate care to maintain their independence and quality of life.
- In critical care settings, Internal Medicine plays a vital role in managing non-surgical patients who require intensive medical treatment. These patients typically have severe medical conditions or organ failures that necessitate close monitoring and specialized care.
- Internal Medicine specialists, also known as intensivists in critical care, are trained to diagnose and manage a wide range of medical illnesses in adult patients. They collaborate with other healthcare professionals, such as critical care nurses, respiratory therapists, and specialists in various medical disciplines, to provide comprehensive care.
- The Internal Medicine Department is the backbone of the hospital, therefore it is well connected to all other super specialties, as we understand that some patients may require a broader outlook.

Services Offered:

- Comprehensive preventive healthcare
- Infectious Diseases like tropical fevers, Tuberculosis, Pneumonia, Urinary Tract Infection
- Diabetes, Thyroid disorder, and other metabolic disorders
- Geriatric Care
- Critical Care
- Allergy, Immunology
- Anaemia
- Non-Invasive Clinical Cardiology like Hypertension, CCF
- Acute and Chronic pain management

Why Choose Us?

Jeevan Jyoti Hospital provides comprehensive care in general internal medicine and related specialties. Acute medical care is provided by a medical specialist round the clock and outpatient care is made available for at least 12 hours every day to suit everyone's work commitments.

Respiratory MEDICINE



Respiratory Medicine or Pulmonology is the specialized branch of medicine that deals with the causes, diagnosis, prevention, and treatment of diseases affecting the lungs. The Department of Respiratory Medicine at Jeevan Jyoti Hospital Prayagraj is a centre of excellence and a state-of-the-art department providing the best, Respiratory, Critical care, sleep disorders, and Allergy services in the eastern part of Uttar Pradesh. Besides the Intensive Care Unit (ICU), it has a well-equipped Pulmonary Function Testing (PFT) Laboratory, Bronchoscopy and Interventional Pulmonology Unit, ILD clinic, Asthma clinic, sleep clinic, Smoking cessation clinic, etc.

We can help you if you suffer from one of these conditions:

- Coughing out blood - Hemoptysis
- Cough - acute or chronic
- Breathlessness - Acute or chronic
- Suspected to have Lung cancer by local doctor
- Diagnosed with Lung cancer
- Pleural effusion or fluid inside chest
- Snoring, daytime sleepiness, insomnia, and other sleep-related problems
- Prolonged fever and weight loss
- Tuberculosis, chest infections including pneumonia
- Asthma, COPD, Bronchiectasis
- Interstitial Lung Disease
- Pleural disorders
- Lung masses and nodules
- Sarcoidosis

Facilities:

- IP Facilities
- PFT
- Pulmonary Rehabilitation
- Adult immunization –
Pneumonia, Influenza,
Shingles and Diphtheria

Services:

We provide complete pulmonology care for the following conditions:

- ARDS (acute respiratory distress syndrome), Asthma, COPD (chronic obstructive pulmonary disease), Cystic fibrosis, Interstitial lung disease
- Lung cancer, Occupational lung disease, Pulmonary hypertension
- Pulmonary tuberculosis, Sarcoidosis of the lungs, SARS (severe acute respiratory syndrome)

Procedures:

- Laboratory investigation of blood (blood tests)
- Spirometry
- Response to bronchodilators, lung volumes, and diffusion capacity,
- Bronchoscopy with bronchoalveolar lavage (BAL), endobronchial and transbronchial biopsy
- Chest X-rays
- CT scanning



Why choose us:

The holistic care of all respiratory diseases under one roof. Supported by the experienced and renowned clinicians in the region including nursing staff, pulmonary and bronchoscopy technicians as well as physiotherapists.

OBSTETRICS AND GYNECOLOGY

Department of Obstetrics and Gynecology at Jeevan Jyoti Hospital, Prayagraj is committed to offering quality health care to women across all age groups and from all walks of life.

Obstetrics:

We offer a full range of healthcare, educative, and supportive services for pregnant women right from preconception counselling through the antenatal, labour, delivery, and postpartum period. We are a high-risk pregnancy tertiary care centre for Obstetrics and Gynecology.

Gynecology:

The Department of Gynecology caters to the needs of women from pre-pubertal to menopausal age groups, gynaecological conditions such as abnormal uterine bleeding, fibroids, endometriosis, adnexal masses, developmental anomalies, genital tract infections, abnormal pap smears, and basic infertility workups.



Services Offered:

- Out-patient Services, In-patient Services
- Routine Antenatal care, Postnatal care
- Early pregnancy assessment and first-trimester screening
- Targeted scan, Double and Quadruple screening
- Normal and Instrumental delivery
- Painless Delivery
- Second-trimester termination of pregnancy for anomalous fetus
- Vaginal Birth after Cesarean (VBAC)
- Elective and Emergency LSCS
- Cesarean Myomectomy
- Cesarean Hysterectomy for placental adhesive disorders
- Elective and Emergency cervical cerclage
- In-house Newborn Photography Studio
- Well Women Clinic
- Pelvic Pain Clinic
- Fibroid Clinic
- Family planning services
- Minimally invasive surgery
- Genetic Clinic: provides a diagnostic service and genetic counselling for mothers or families with, or at risk of, conditions that may have a genetic basis.
- Menopause Clinic
- Cancer Detection Clinic
- Day care surgery unit

Facilities:

- Single dedicated floor for maternity care with well-equipped labor room and modernized labor room suites.
- A dedicated operation theatre adjacent to the labor room complex to tackle all emergencies swiftly.
- The NICU facility is located on the same floor making it convenient for mothers in the postnatal period.
- High dependency care unit for managing critically ill pregnant patients.
- Antenatal education to pregnant mothers to increase awareness about nutrition,

Special Clinics:

- Pre Conceptional-Clinic
- Foetal Medicine Clinic: The management of high-risk pregnancies and the care of both the mother and fetus during pregnancy.
- Adolescent Clinic



prenatal exercises, breastfeeding, and common ailments during pregnancy.

- Postpartum care with counselling on family planning, postnatal exercises, postpartum depression, and any antenatal medical conditions that have a bearing on future pregnancies and long-term health.
- Multidisciplinary team approach for high-risk obstetric patients with associated serious medical conditions complicating the pregnancy (PIH, Twins, Ectopic pregnancy, Placental Disorders, Diabetes with Pregnancy).

Out Patient Services

- Conventional Pap/ Liquid Pap test
- HPV co-testing
- Endometrial biopsy
- Colposcopy
- Transvaginal ultrasound/3 D – 4 D USG
- Follicular monitoring
- STD screening
- IUCD insertion and removal
- Cervical and Vulval biopsy
- Hysterosalpingography/ Sono Salpingography

Treatments:

Conventional surgeries

- Total abdominal Hysterectomy
- Non-descent vaginal hysterectomy
- Abdominal/vaginal myomectomy
- Tubal re-anastomosis/ Tuboplasty
- Vaginal reconstruction/Vaginoplasty
- Vaginal hysterectomy and Pelvic floor surgeries
- Sacrospinous fixation
- Sling Operation

Laparoscopic procedures

- Diagnostic Laparoscopy and chromo tubation
- Total Laparoscopic Hysterectomy
- Laparoscopic Myomectomy
- Laparoscopic Ovarian Cystectomy
- Laparoscopic Adhesiolysis
- Laparoscopic tubal ligation
- Laparoscopic Rudimentary Horn excision
- Laparoscopic Colpopexy
- Laparoscopic Sling procedures

Hysteroscopic procedures

- Diagnostic and Operative Hysteroscopy

- Hysteroscopic Polypectomy
- Hysteroscopic Myomectomy
- Hysteroscopic tubal cannulation
- Hysteroscopic septum resection
- Hysteroscopic removal of displaced IUCD/Hysto Adhesiolysis

Aesthetic Gynecology

1. Vaginoplasty
2. Vaginal Rejuvenation
3. Vaginal Tightening
4. Post-Delivery Rehabilitation
5. Vaginal Dryness & Recurring Infections
6. Labiaplasty
7. Stress Urinary Incontinence:
8. Recurrent UTI
9. Recurrent vaginal Infections
10. Hymenoplasty
11. Platelet-Rich Plasma (PRP) Therapy
12. Vaginismus: Botox treatment

Why choose us:

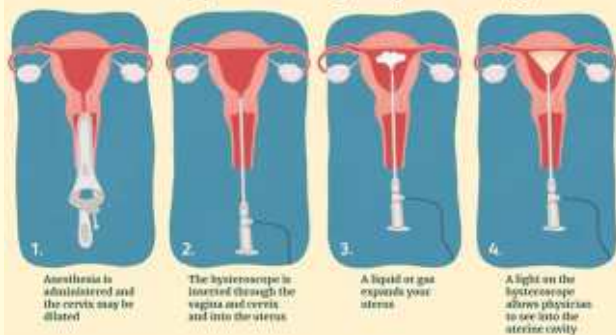
All Gynaecological and mother and child treatment under one roof, Round-the-clock availability of senior Obstetricians & Gynaecologist, Modular OT for any time emergency surgery, Ultra-modern equipments and integrated Gynae ICU.

Advanced HYSTEROSCOPY

Hysteroscopy is a procedure that provides a way for the Doctor to look inside the uterus.



What Happens During a Hysteroscopy?



Diagnostic Hysteroscopy: is commonly performed on women who are experiencing heavy menstrual periods and severe cramping; or, need to know more about reproductive health.

Operative Hysteroscopy: can be used to correct various uterine conditions. Operative hysteroscopy is used to correct abnormalities that were detected during a diagnostic hysteroscopy. Hysteroscopy can be used to remove uterine polyps and fibroids, locate and remove bands of uterine scar tissue called adhesions, determine whether a septum (a malformation of the uterus formed at birth) is present, and help identify the cause of abnormal bleeding and menstrual flow.

Indications of Hysteroscopy

- Narrowing down the appropriate cause for abnormal uterine bleeding
- Diagnosing the reason for abnormal Pap test results
- Finding factor for bleeding post-menopause
- Inserting birth control into the fallopian tubes
- Diagnosing the cause of infertility or multiple miscarriages
- Finding and removing displaced intrauterine devices
- Removing small polyps, fibroids, or scar tissues in the uterus
- Removing small tissue for biopsy
- Removing endometrial lining

Why Choose Us?

Our centre is well equipped with the latest equipment, modular OT, well-trained staff, and round-the-clock availability of senior Doctors.



LASER Treatment in GYNAECOLOGY

LASER (Light Amplification by Stimulated Emission of Radiation) technology has several applications in Gynecology due to its precision, efficiency, and minimal invasiveness. In Jeevan Jyoti Hospital we use Laser treatment in the following conditions:

1. **Treatment of Cervical Dysplasia**
2. **Endometriosis Treatment**
3. **Treatment of Vaginal Atrophy**
4. **Vaginal Rejuvenation**
5. **Removal of Genital Warts**
6. **Treatment of Vaginal Prolapse**
7. **Laparoscopic Surgery**
8. **Stress Urinary Incontinence (Vaginal laser therapy for SUI)**

LASER technology offers a versatile and minimally invasive approach to various Gynecological conditions, providing patients with effective treatments and faster recovery times.

In Jeevan Jyoti Hospital Complete Obstetrical & Gynecological treatment is available under one roof at affordable cost.

INFERTILITY & IVF

What is Infertility?

Infertility is usually defined as the inability of a couple to conceive a child despite trying for one year of unprotected intercourse. The inability to conceive after one or more successful pregnancies is called secondary infertility.



Causes of Infertility in Women

1. Ovulation Disorders:
2. Fallopian Tube Disorders:
3. Uterine or Cervical Disorders:
4. Endometriosis:
5. Age-related Factors:
6. Lifestyle Factors
7. Medical Conditions
8. Genetic Factors

Causes of Infertility in Men

1. Sperm Production Disorders
2. Sperm Motility Disorders
3. Ejaculatory Dysfunction
4. Genetic Factors
5. Environmental Factors
6. Lifestyle Factors
7. Medical Conditions
8. Age

Which Partner Is Responsible?

- 40% are related to the women (Female factor)
- 40% are related to the man (Male factor)
- 10% are due to couple problems (Male-female both)
- 10% have unknown causes (Unexplained factors)

Treatment:

Treatment includes medication or surgery, 80 to 85 percent of infertility cases are treated with drugs or surgery. Others may require Assisted Reproductive Techniques (ART). Sometimes combination of treatments is necessary to correct

the problem. Investigation reports will also guide which line of treatment will be most beneficial keeping in mind medical history, age, duration of infertility, etc.

What Is IVF, And How Can It Help You?

In vitro fertilization (IVF) is a widely used assisted reproductive technology (ART) that helps individuals and couples overcome infertility by facilitating conception outside the body.

In vitro fertilization (IVF) is a form of assisted reproductive technology (ART) that helps individuals or couples who are facing challenges with fertility. It involves the joining of a woman's egg and a man's sperm in a laboratory dish outside the body. This process, which is particularly useful in treating various causes of infertility, including advanced maternal age, damaged or blocked fallopian tubes, endometriosis, male factor infertility, and unexplained infertility, aims to facilitate fertilization and embryo development, ultimately leading to successful pregnancy.

The entire IVF cycle generally spans about three weeks, although certain circumstances may necessitate the process to be divided into parts.

Indications of IVF Treatment

IVF treatment is recommended for couples who are struggling with

infertility and are unable to conceive naturally. Some common reasons for recommending IVF include:

- Blocked or damaged fallopian tubes:
- Male infertility
- Unexplained infertility
- Ovulation disorders
- Endometriosis
- Advanced maternal age

Other ART (Assisted Reproductive Techniques):

Intra Uterine Insemination (IUI), IVM, IMSI, ICSI (Micromanipulation), Oocyte Donation, Laser Assisted Hatching

Semen analysis by using Artificial Intelligence helps in:

1. Sperm Detection and Counting
2. Sperm Morphology Analysis
3. Sperm Motility Assessment
4. Quality Control
5. Predictive Analytics

The Embryo Bank Semen Bank

Why Choose Us:

Arpit Test Tube Baby Centre at Jeevan Jyoti Hospital has the Best IVF specialist having 25 years of experience. Our success rate is almost 70% which is much higher in comparison to many renowned IVF centres. For more details please visit: <http://www.arpitivf.com>

PAEDIATRICS AND NEONATOLOGY



The Department of Paediatrics and Neonatology is dedicated to promoting the health and well-being of children and adolescents through a comprehensive and balanced approach. Our team consists of highly qualified and compassionate Paediatricians and Neonatologists who provide excellent clinical care and services right from the moment a child takes their first breath.

- Our Neonatal Intensive Care Unit (NICU) boasts modern nurseries with incubators, ventilators (including High-Frequency Oscillators and CPAP), LED phototherapies, and other cutting-edge equipment. The unit is staffed by highly trained nursing professionals committed to providing exceptional care around the clock.
- Furthermore, at Jeevan Jyoti Hospital we have a fully equipped Paediatric Intensive Care Unit (PICU) that can handle all critical care needs for children. Our Paediatric Neurology speciality is led by a team of experienced Paediatric Neurologists and in-house EEG, NCV & EMG machines. Additionally, our hospital is equipped with advanced imaging facilities, as well as excellent Pathology and Microbiology services.

- Paediatric Surgery is a subspecialty dedicated to the operative care of infants, children, and adolescents. This includes surgeries on vital organs like lungs and intestines, as well as corrective procedures for conditions like cleft lip and palate, hernias, and urological abnormalities.

Services Offered

- **Outpatient Services**
- **Emergency Management – Round-the-clock** management of all paediatric and neonatal problems.
- **Paediatric Neurology**
- **Paediatric Surgery**
- **Developmental Paediatrics**
- **PICU Services** - Includes assisted ventilation & management of severe asthma, seizures, shock, etc.
- **Lactation Counselling**
- **Clinical Genetics:** includes the identification of genetic abnormalities that can cause disease, as well as the development of strategies to prevent or treat these diseases.

Why Choose Us:

Supported by the latest technology & experienced specialists, Direct supervision of Senior Neonatologists and Paediatricians, Clear communication with parents, with complete transparency & accountability, Antenatal clinic for parents to deal with foetal abnormalities detected on USG. Consultation with a clinical geneticist.



ORTHOPEDICS —AND— JOINT REPLACEMENT

The Orthopedics and Joint Replacement Department at our hospital typically focuses on the diagnosis, treatment, and management of musculoskeletal conditions and injuries. This department deals with various issues related to bones, joints, ligaments, tendons, and muscles.

Here are some common services and treatments that are offered by Jeevan Jyoti Hospital:

1. Knee:

- Total Knee Replacement (TKR)
- Knee arthritis (Osteoarthritis, Rheumatoid arthritis), Ligament sports injuries (ACL/PCL/MCL/LCL)
- Chondral/Articular cartilage injuries, Meniscal injuries and tears
- Osteonecrosis/Avascular necrosis of Knee, Fractures around the knee
- Patellofemoral disorders, and dislocation

2. Hip:

- Total Hip Replacement (THR)
- Hip arthritis (Osteoarthritis, Rheumatoid arthritis), Avascular Necrosis of Hip
- Fractures of the hip, acetabulum, and pelvis, Femoro-acetabular impingement
- Hip Dysplasia

3. Elbow:

- Fractures around the elbow, Elbow arthritis (Osteoarthritis, Rheumatoid arthritis)
- Ligament injuries (Medial and lateral ligaments), Elbow contractures and stiffness
- Ulnar nerve compression (Cubital tunnel syndrome)

4. Ankle:

- Fractures/dislocations of foot and ankle, Ankle and subtalar joint arthritis
- Ankle Arthroscopy and sprains
- Neglected foot & ankle trauma, Lisfrane Injuries, AVN Talus

5. Shoulder:

- Shoulder instability/dislocation, Acromioclavicular joint arthritis

- Shoulder arthritis (Osteoarthritis, Rheumatoid arthritis) Rotator cuff tears
- Subacromial impingement
- Frozen shoulder, Fractures, and dislocations of the upper limb and shoulder

6. Wrist and Hand:

- Wrist Arthroscopy, Wrist fractures, Ligament injuries, Wrist arthritis (Osteoarthritis, Rheumatoid arthritis)
- Median nerve compression (Carpal tunnel syndrome)
- Hand surgeries under WALLANT anesthesia

7. Spinal injury and surgery:

- Traumatic Spinal Injuries, Neck & Back Pain, TB Spine, Inflammatory Spondyloarthropathy
- Spinal Surgeries: Discectomy, TLIF, Thora-columbar spine fixation, Vertebroplasty & Kyphoplasty
- Selective Nerve Root Block Injection (SNRB)

- 8. **Pediatric Orthopaedics:** DDH, Perthes Diseases, CTEV, Potiotic Limb, Radial Club Hand, Syndactyly, CVT

- 9. **Deformity Correction:** Genu Valgus / Varum, Cubitus Vanus / Valgus, Malunited / Non-union Fractures (Illizarov application), Hallux Valgus / Varus

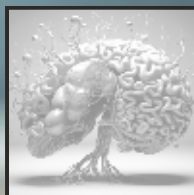
- 10. **Pelvis & Acetabulum Surgery:** Pelvis & Acetabulum Trauma Fixation, Sacral Fracture

Why Choose Us?

The Centre for Orthopaedics and Joint Replacement focuses on quality care, restoring function, alleviating pain, and promoting long-term wellness, ensuring each patient receives the highest Orthopaedic treatment and rehabilitation.



NEUROSCIENCES



NEUROSURGERY NEURO PHYSICIAN STROKE MEDICINE

Neurosurgery:

Neurosurgery as a speciality involves care and surgical services for individuals with disorders affecting the brain, spinal cord, and spinal column, as well as the nerves that traverse the body.

Surgeries performed at Jeevan Jyoti Hospital:

1. Brain Surgery
2. Spine Surgery

Diseases Treated:

- Head Injury
- Brain and Spine Tumors
- Vascular Disorders of the Brain and Spine
- Spinal Disorders/Deformities
- Congenital Disorders
- Movement Disorders
- Brain and Spine Trauma

Services Offered

- Minimally Invasive Neurosurgery for the Brain.
- Minimally Invasive Spine Surgery and Endoscopic Spine Surgery.
- Brain Tumour Surgery with Image Guidance.
- Surgery for Epilepsy.
- Stereotactic biopsies
- Endoscopic Pituitary Surgery
- Complex Skull-Base Surgeries.
- Complex Craniospinal surgeries.
- Disc Replacement Surgery
- Cerebrovascular Surgeries for Aneurysms, Arteriovenous Malformations (AVM)
- Aneurysm Coiling and Clipping
- Surgeries for Head Injuries and Spinal Injuries.
- Craniotomy

- Comprehensive Pain Management for Low Backache and Neck Pain.

Speciality Clinics:

- Cerebrovascular Clinic.
- Spine Surgery Clinic.
- Brain Tumor Clinic.

Why Choose Us?

We offer the most advanced medical technologies and excellent care at affordable prices at Jeevan Jyoti Hospital. We are uniquely placed to provide the best Healthcare services holistically.

Neuro Physician and Stroke Medicine:

The Centre for Neurosciences at Jeevan Jyoti Hospital, Prayagraj provides full facilities for investigations and treatment of neurological disorders in adults and children.

Disorders treated

- Stroke
- Parkinson's disease and movement disorders such as Dystonia, Essential Tremors, Ataxias, Tic disease, Chorea,
- Epilepsy
- Headache including migraine
- Degenerative diseases, including Alzheimer's disease
- Demyelinating diseases such as multiple sclerosis
- Blood vessel disorders in the brain, including arteriovenous malformations and cerebral aneurysms

- Peripheral nerve diseases (neuropathy), which affect the nerves that carry information to and from the brain and spinal cord
- Psychiatric disorders, such as schizophrenia
- Neuro - ophthalmologic diseases, which are vision problems that result from damage to the optic nerve or its connections to the brain
- Infections, such as meningitis
- Neuro infections
- Neuromuscular disorders

Speciality Clinics

- Parkinson's disease and movement disorders
- Stroke and neurovascular disorders
- Epilepsy Clinic
- Headache Clinic
- Neuromuscular Disorders Clinic

Diagnostic Tests

- Electroencephalography (EEG)
- Electromyography
- Evoked potentials
- Polysomnography
- Electroneuromyography
- Rapid Nerve Stimulation test
- Neuromuscular Ultrasonography

Why Choose Us?

Unmatched in brain care, with Cutting-edge technology for the best treatment, Best in Adult Neuro Care, Sub-Speciality Approach, Multidisciplinary and Interdisciplinary teams, Cutting-edge diagnostic and Treatment Technologies, Cost-Effective.



NEPHROLOGY —AND—UROLOGY

Nephrology is a medical specialty that focuses on the diagnosis and treatment of kidney-related ailments. Kidneys are vital organs that not only filter waste from the blood but also help to regulate blood pressure, balance electrolytes, and perform various other essential functions in the body. At Jeevan Jyoti Hospital, our team of experts is dedicated to providing top-notch treatment to individuals of all age groups, from children to the elderly.

Services:

One of the salient features of the Nephrology speciality is the comprehensive coverage of kidney-related disorders including dialysis. We are recognized as a leading centre for critical renal conditions, including the whole spectrum of glomerular kidney disorders, and end-stage renal disease. The Centre has excellent backup support for Urology, Pathology, Radiology, and general medicine. The Nephrology Department follows international guidelines and strives to be the best nephrology treatment and care facility in Eastern Uttar Pradesh.

Urology is the branch of medicine that focuses on surgical and medical diseases of the urinary tract system and the reproductive organs.

Common Diseases:

1. Urinary-Tract Infections (UTIs)
2. Kidney Stones
3. Benign Prostatic Hyperplasia (BPH)
4. Bladder, Kidney & Prostate Cancer

Services Provided:

Endo-Urology

- Ureterorenoscopy (URS)
- Percutaneous Nephrolithotomy (PCNL)
- Trans-urethral resection of the prostate (TURP)
- Cystoscopy
- Bladder stones

Uro-Oncology

- Radical Cystoprostatectomy

- Radical prostatectomy

Reconstructive Urology

- Pyeloplasty
- Ureteric re-implantation for primary VU reflux / obstructive megaureter
- Urethroplasty for stricture urethra

Laparoscopy

- Laparoscopic Pyeloplasty
- Laparoscopic Ureterolithotomy
- Benign prostatic hyperplasia (BPH)
- Development of the urinary and reproductive organs
- Epididymitis
- Erectile dysfunction
- Interstitial cystitis
- Prostate cancer
- Prostatitis
- Retrograde pyelogram
- Testicular cancer
- Vasectomy
- Vasectomy reversal

Facilities Available:

- Daily OPD Services
- Pediatric Nephrology
- Inpatient Dialysis facilities
- Interventional Nephrology
- Perm Catheter Insertion
- CAPD Catheter Insertion
- Preventive Nephrology
- Outpatient Dialysis Unit
- Critical Care
- Nephrology
- Renal Biopsy
- Slow Low Efficiency Dialysis (SLED)

Why choose us?

Highly experienced & trained professionals, 24x7 dialysis facility, Latest generation, fully computerized machines with volumetric ultrafiltration and adjustable sodium facility, provide a better patient safety profile, A facility for continuous monitoring of sick patients on dialysis through highly sophisticated monitors throughout the dialytic procedure is available, Special emphasis on the quality of dialysis as per Internationally accepted protocols.

Treatment Options:

- Open Surgery
- Endo-Urology: PCNL, URS TURP, TUR-BT, RIRS,
- Andrology
- Female Urology
- Paediatric Urology
- Uro-Oncology
- Urology Laparoscopy

Why Choose Us:

We provide a full spectrum of diagnostics and treatment for urology cancers, urinary tract infectious diseases, renal disease, reconstructive urology surgery, laparoscopic urology, erectile dysfunction, kidney stone disease, prostate diseases, and andrology under one roof. The department delivers multi-disciplinary and compassionate care to patients suffering from any kind of urologic disorder.



GASTROENTEROLOGY

The Gastroenterology department of Jeevan Jyoti Hospital is equipped with the latest state-of-the-art services in the outpatient and inpatient facilities with the latest Olympus Gastroscope to enable the following procedures:

- UGI Endoscopy
- Sclerotherapy
- Variceal ligation / Banding
- Stricture dilatation
- Foreign Body Removal
- Endoscopic Gastrostomy
- ERCP (Endoscopic Retrograde Cholangiopancreatography)
- Bile duct stone removal
- Sigmoidoscopy & Colonoscopy
- Endoscopic Polypectomy

Diseases Treated:

Liver diseases

- Cirrhosis of liver
- Acute liver failure
- Acute on chronic liver failure
- Hepatitis B and C
- Acute viral hepatitis
- Alcohol-associated liver disease
- Fatty liver disease
- Autoimmune liver disease including autoimmune hepatitis, primary biliary cholangitis and primary sclerosing cholangitis
- Vascular liver disorders including portal vein thrombosis, Budd-Chiari syndrome
- Wilsons disease
- Non-cirrhotic portal hypertension
- Liver tumors/cancers
- Liver abscess

Pancreatic diseases

- Acute pancreatitis
- Chronic pancreatitis
- Pancreatic cancer

Biliary diseases

- Bile duct stones
- Bile duct cancer (cholangiocarcinoma)
- Gall bladder cancer
- Bile duct injuries
- Choledochal cysts
- Bile duct strictures

Luminal diseases

- Dyspepsia, Bloating, and Acid-peptic diseases (acidity, gastric or duodenal ulcers)
- Gastroesophageal Reflux Disease (GERD)
- Difficulty in swallowing (Dysphagia)
- Esophageal and gastric cancer
- Inflammatory Bowel Disease (Ulcerative colitis or Crohn's disease)
- Celiac disease (gluten allergy) and malabsorption
- Colorectal cancer
- Unexplained weight loss
- Abdominal tuberculosis and other gastrointestinal infections
- Mesenteric ischemia

Diagnostic and Endoscopic services

- Diagnostic upper GI endoscopy, and colonoscopy, including biopsies
- Managing GI bleed with EVL (banding)
- Stricture dilatation (balloon or bougie)
- Polypectomy
- PEG placement and removal
- ERCP (pancreaticobiliary disorders – stone removal, stricture dilatation, placement of stents/SEMS)
- Cholangioscopy
- Enteroscopy for small bowel evaluation (SBE / Spiral)
- Endoscopic vacuum therapy
- Liver ultrasound
- Liver biopsy
- Liver abscess drainage

PLASTIC SURGERY



Plastic surgery is a surgical speciality involving the restoration, reconstruction, or alteration of the human body. It can be divided into two categories. The first is reconstructive surgery which includes craniofacial surgery, hand surgery, microsurgery, and the treatment of burns. The other is cosmetic or aesthetic surgery. While reconstructive surgery aims to reconstruct a part of the body or improve its functioning, cosmetic surgery aims to improve its appearance.

Services:

The cosmetic procedures performed by us:

- Reconstructive surgery
- Emergency Plastic Surgeries
- Cosmetic surgery
- Facial surgery
- Masking of surgical scars

Sub Specialities:

- Aesthetic Surgery
- Rhinoplasty

- Breast Surgery
- Scar Revision
- Burns and post-burn deformities
- Birth Defects
- Hand and Microvascular Surgery
- Chest and craniofacial deformities
- Reconstructive Trauma surgery
- Diabetic foot and chronic wound problems
- Cancer Reconstruction

Why Choose Us:

Jeevan Jyoti Hospital provides complete plastic surgical solutions under one roof and is trusted today for its expertise and experience in the treatment of all types of emergency vascular injuries, and reconstructive corrections.

SURGICAL ONCOLOGY

Surgery is the primary treatment of choice in many early-stage cancers. Removal of tumor by surgery is a fast and the most effective way to eradicate the disease.

Types of Surgery Used in Cancer

Treatment at Jeevan Jyoti Hospital

- Curative surgery
- Diagnostic surgery
- Debulking surgery
- Supportive surgery
- Preventive surgery
- Staging surgery
- Palliative surgery
- Restorative surgery

Types of Cancer Treated

Breast, Esophagus, Throat, Thyroid, Lung, Gallbladder, Kidney, Liver Pancreas, Spine, Uterus, Bones, Colon

Services Offered

- Gynecological Oncology Services
- Breast Diseases
- Head and Neck Oncology Services
- Neuro-Oncology Services
- Gastrointestinal Oncology Services
- Uro - Oncology

Laparoscopic Cancer Surgery

Jeevan Jyoti Hospital is performing the following cancer surgeries by Laparoscope:

- Throat
- Thyroid
- Gallbladder
- Liver
- Esophagus
- Lung
- Kidney

Why Choose Us?

Comprehensive care under a single roof. The Hospital delivers a full range of holistic health-based cancer services. Availability of latest technology and Laparoscopic cancer Surgery.

TRAUMA CENTRE AND EMERGENCY SERVICES



Key features of a trauma centre at Jeevan Jyoti Hospital Prayagraj:

1. Specialized Staff
2. Advanced Equipment
3. Availability Hours
4. Integration with Emergency Services

Emergency Services:

The emergency department (ED) is the entry point for patients seeking urgent medical care. It serves as the frontline for evaluating and stabilizing patients with a wide range of medical conditions.

Services provided in the ED include:

- Triage to prioritize patient care based on the severity of their condition.
- Initial assessment and stabilization of patients.
- Diagnostic testing, such as blood tests and ECGs.
- Treatment for medical emergencies, including heart attacks, strokes, respiratory distress, and severe infections.
- Coordination of care with other hospital departments or speciality services as needed.
- Referral to inpatient units, outpatient clinics, or follow-up care providers for ongoing treatment.

Integration and Collaboration:

- Trauma centre and emergency department work closely together to provide seamless care to patients.
- There's typically a coordinated system in place for transferring patients from the ED to the trauma centre or other specialized units within the hospital when necessary.
- Collaboration with pre-hospital care providers, such as emergency medical services (EMS), for timely patient transport and continuity of care.

The Golden Hour:

In accident victims, the first hour after the accident is considered the 'Golden Hour'. It is made possible by our dedicated trauma service unit where the patient is quickly evaluated, moves through diagnostics, and gets the final treatment within the golden hour.

Why Choose Us:

The trauma centre and emergency services at Jeevan Jyoti Hospital ensure that individuals with urgent medical needs receive prompt and appropriate treatment, potentially saving lives and minimizing the long-term impact of injuries and illnesses. This is possible because of the availability of trauma surgeons, emergency physicians, nurses, anaesthesiologist, and other specialists available around the clock.

CARDIOLOGY



Non-Invasive Cardiology

Heart Care at Jeevan Jyoti Hospital has a state-of-the-art Department of Cardiology, primarily aiming to treat patients with cardiac diseases with skill, knowledge, and an undying passion. We believe not only in saving lives but also in adding life to those years. We have Internal Physician and Cardiologist who play a proactive role in screening cardiac diseases and preventing them from taking their toll on a patient's overall health.

OUR SERVICES:

We provide all non-invasive treatments and procedures

NON-INVASIVE PROCEDURES:

- CT scans
- ECG
- Heart Monitoring
- Computerized Stress Testing
- Holter Monitoring
- Color Doppler

Our non-invasive cardiac care center gives an advantage to our emergency unit for prompt and accurate diagnoses and patient stabilization in cases of myocardial infarction and heart failure.

With our strong commitment to the patient and our family-centric approach, we offer evidence-based approaches to our patients so that they can make informed decisions.

OPHTHALMOLOGY

Ophthalmology is the branch of medicine concerned with the diagnosis, treatment, and prevention of disorders and diseases related to the eyes and visual system. It's a multifaceted field that encompasses medical, surgical, and rehabilitative aspects of eye care.



What we treat at Jeevan Jyoti Hospital:

1. Common Eye Conditions:

- Refractive errors (such as myopia, hyperopia, and astigmatism)
- Age-related macular degeneration
- Cataracts
- Diabetic retinopathy
- Glaucoma

2. Diagnostic Techniques:

- Visual acuity tests,
- Tonometry (to measure intraocular pressure),
- Slit-lamp examination,
- Fundoscopy,
- Visual field testing.

3. Treatment Modalities:

- **Medical Management**
- **Surgical Interventions** for cataract extraction by Phaco machine.

4. Pediatric Ophthalmology

Services offered:

We offer a full range of eye care, from routine eye examinations to surgery. We have special expertise in:

- Cataract Surgery by Phacoemulsification
- Glaucoma
- Corneal diseases
- Cancer of the eye and surrounding tissues
- Trauma of the eye, eyelid, and eye socket
- Inflammation of the eye and surrounding tissues
- Retinal disease
- Optic nerve disorders

Pediatric eye conditions

Why Choose Us:

We provide a range of ophthalmic multi-disciplinary care under one roof which plays a crucial role in preserving vision and enhancing the quality of life for individuals affected by eye disorders.



DENTISTRY

The ENT department, also known as Otorhinolaryngology, is a surgical speciality that focuses on the diagnosis and treatment of disorders related to the ear, nose, throat, head, and neck.

Facilities Available

Outpatient Services:

- Ear suction clearance, syringing, ear toileting
- Microscopic examination of the ear and aural toileting
- Nasal endoscopy
- Foreign body removal from nose and ear
- Management of epistaxis, Anterior nasal packing
- Comprehensive management of Allergic rhinitis.
- Management of Smell and taste disorders.
- Lobuloplasty, ear piercing
- Foreign body removal from nose/ ear/ airway or food pipe.

Surgeries of Ear, Nose and Throat:

- | | |
|-----------------|----------------------|
| • Tonsillectomy | • Adenotonsillectomy |
| • Thyroidectomy | • Parotidectomy |
| • Tympanoplasty | • Mastoidectomy |
| • Septoplasty | • Rhinoplasty |
| • Sinus Surgery | |

Ear, Nose, and Throat (ENT) surgeries encompass diverse procedures. From rhinoplasty to Functional Endoscopic Sinus Surgery (FESS) and Septoplasty, each surgery serves a unique purpose in restoring function, relieving symptoms, or enhancing aesthetics.



Dentistry is a branch of medicine that is involved in the study, diagnosis, prevention, and treatment of diseases, disorders, and conditions of the oral cavity, commonly in the dentition but also the oral mucosa, and of adjacent and related structures and tissues, particularly in the maxillofacial (jaw and facial) area.

Treatments Available:

- Tooth Extraction (Removal of teeth)
- Cleaning of teeth
- Filling of teeth with various dental materials
- Root canal treatment and crowns
- Replacement of teeth with Removable dental prosthesis as well as fixed prosthesis
- Complete denture treatment
- Treatment for fractured teeth
- Whitening of teeth
- Cosmetic and Silver Restorations
- Complete dentures, partial dentures, cast partial dentures and bridges
- Scaling, periodontal surgeries (gingivectomy and flap surgeries)





DERMATOLOGY AND COSMETIC MEDICINE

The Department of Dermatology at Jeevan Jyoti Hospital, Prayagraj, offers services to diagnose and treat skin diseases including those of children.

Services Offered

Skin Biopsy

Electrosurgery/RFA: Used for removal of warts, molluscum contagiosum, seborrheic keratosis, and skin tags.

Cryosurgery: Used for treatment of warts, molluscum contagiosum, seborrheic keratosis, skin tags, and other small lesions.

Chemical Peels

Micro-needling Radiofrequency

LASER:

Laser facility is available for Pigmentation, Acne Scar, Skin Rejuvenation, Tattoo Removal, and Laser Hair Removal (LHR).

Botox: It is used for –

- Facial Wrinkles
- Aging-related facial issues
- Hyperhidrosis of Palm & sole



ANAESTHESIOLOGY AND CRITICAL CARE

Anaesthesiology is a branch of medicine that allows the safe usage of medical drugs to induce a reversible state of total or partial lack of responsiveness to surgical procedures so that they can be carried out smoothly without causing any distress or inconvenience to the patient.

Types of anesthesia offered for various types of procedures/surgery.

- **Local anesthesia**
- **Conscious or intravenous (IV) sedation**
- **Regional anesthesia**
- **General anesthesia**

Our department provides 24x7 anesthesia services for Emergency and Elective Surgical procedures, across all specialities like Oncology Surgery, Neurosurgery, Joint Replacement, Obstetrics and Gynaecology, Urology and Kidney Transplant, Minimal Access Surgery and Day Care Procedures, etc. We have a Pain Care Unit, providing services for Acute and Chronic Pain Management.

Team

- Anaesthesiologists
- Critical Care Specialists
- Pain Physicians
- Emergency Care Specialists

Areas of Interest

- Tier Triage
- Emergency Medicine
- Trauma Care
- Pre-operative Medicine
- Pain Clinic
- Intensive Care Unit

BURN UNIT

A burn unit in a hospital is a specialized facility equipped to provide comprehensive care for patients who have sustained burn injuries. At Jeevan Jyoti Hospital we have a specialist multidisciplinary team to treat burn cases:

1. Specialized Staff
2. State-of-the-Art Facilities
3. Burn Treatment Rooms
4. Intensive Care Beds
5. Surgical Facilities
6. Pain Management
7. Psychosocial Support
8. Rehabilitation Services
9. Nutritional Support
10. Long-Term Follow-Up at Jeevan Jyoti Hospital, burn units play a crucial role in the care of patients with burn injuries, providing specialized medical treatment, rehabilitation services, and psycho social support to help patients recover and regain function to the greatest extent possible.



INTERVENTIONAL RADIOLOGY

Interventional radiology (IR) is a medical speciality that uses minimally invasive techniques, guided by medical imaging such as X-rays, CT scans, or ultrasound, to diagnose and treat a wide range of conditions throughout the body.

Common uses of interventional radiology:

1. **Angiography and Angioplasty**
2. **Embolization:** This technique is used to block blood flow to specific areas of the body, often to treat abnormal blood vessels such as arteriovenous malformations (AVMs) or to stop bleeding from organs like the liver or uterus.
3. **Biopsies and Drainage:** USG/CT Guided Biopsies from various organs or masses, Aspirations/ Drainages, PTBD (Percutaneous Transhepatic Biliary Drainage), Stenting, PCN (Percutaneous Nephrostomy) and DJ Stenting.
4. **Tumor Ablation:** IR techniques can be used to destroy tumors without the need for surgery.
5. **Vascular Interventions:** EVLT (Endo-Venous Laser Therapy)- Varicose Veins, Trans-arterial chemo-embolization (TACE), Angioplasty/ Stenting- Peripheral arterial disease, Uterine artery embolization (UAE)- AVM/Fibroids Prostate artery embolization (PAE)- BPH, Angio- embolization of bleeders – Bronchial (BEA)/ Gastric/ Head & Neck/ Renal Management of CLD – TIPPS/BRTO/PARTO, Management of acute DVT and Arterial thrombosis.
6. **Vertebroplasty and Kyphoplasty:** These procedures involve injecting bone cement into fractured vertebrae to stabilize them and relieve pain caused by compression fractures, often due to osteoporosis.
7. **Percutaneous Image-Guided Therapies:** IR offers a range of minimally invasive treatments for conditions such as uterine fibroids, varicose veins, and prostate enlargement, among others. These treatments often have shorter recovery times and fewer complications compared to traditional surgery.
8. **Intravascular Foreign Body Retrieval:** IR can be utilized to remove foreign bodies, such as broken catheters or fragments of medical devices, from blood vessels without the need for open surgery.
9. **Portal Hypertension Management:** IR techniques can help manage complications of portal hypertension, a condition often associated with liver disease, by creating shunts to redirect blood flow and relieve pressure on the liver.
10. **Pain Management:** Certain IR procedures, such as nerve blocks or spinal injections, can be used to alleviate chronic pain conditions.

Benefits of Interventional Radiology:

- Minimally Invasive
- Day Care Procedures
- Very Fast Recovery
- Targeted Therapy
- Very Low Complication Risk
- No requirement for General Anesthesia
- Cosmetically Better- No Scar

Interventional radiology plays a crucial role in providing minimally invasive alternatives to traditional surgery and can often offer patients faster recovery times, reduced risk of complications, and improved outcomes.



DIAGNOSTIC SERVICES

Department of Radiology:

The radiology department in a medical facility is a crucial component of patient care, specializing in diagnostic imaging and therapeutic procedures. The 32-slice CT scan from Siemens offers a one-stop solution for high-definition diagnostic imaging services for all patients.

Facilities available:

1. Diagnostic Imaging Modalities:

- **Digital X-Ray**
- **Computed Tomography (CT)**
- **Magnetic Resonance Imaging (MRI)** (Outsourced).
- **Ultrasound:** Relies on high-frequency sound waves to produce images of internal structures. 3D & 4D ultrasounds
- **Fluoroscopy:** Real-time X-ray imaging to observe the movement of organs or systems within the body.

2. Diagnostic Interpretation

3. Interventional Procedures

- **Biopsies:** Extracting tissue samples for analysis.
- **Angiography:** Imaging of blood vessels, often followed by procedures such as angioplasty or stent placement.
- **Tumor Ablation:** Destroying tumors using heat, cold, or radiation.
- **Pain Management:** Administering injections or nerve blocks to alleviate pain.

4. Quality and Safety

5. Patient Care and Communication

Department of Radiology offers:

- Routine & high-resolution ultrasound of Abdomen, Kidneys, Gynaecology & Obstetrics
- 3D & 4D Ultrasound
- Colour and power Doppler of the whole body including peripheral vascular colour Doppler.
- Musculoskeletal and Gastro Intestinal Ultrasound.
- Whole body CT scan (32-slice)
- CT-guided intervention
- Contrast and Barium studies
- Mammography with Computerised Radiography system
- High-end Ultra-sonography for Abdomen
- Obstetric and Gynaecological Ultra-sonography
- Paediatric Ultra-sonography
- Vascular Doppler studies
- Foetal Echo-cardiography
- Musculoskeletal & small-parts Ultra-sonography
- Interventional Ultra-sonography
- Mobile and bedside X-ray





DIAGNOSTIC SERVICES

Department of Pathology:

The pathology department is a crucial component of healthcare institutions, specializing in the study and diagnosis of diseases through the examination of tissues, organs, bodily fluids, and cells. The services are available round the clock driven by the philosophy to provide high-quality accuracy lab results at affordable pricing and high ethical standards. The pathology Lab of Jeevan Jyoti Hospital is accredited by the prestigious National Accreditation Board for Testing and Calibration Laboratories (NABL).

Facilities available:

1. Anatomical Pathology:
 - Histopathology
 - Cytopathology
2. Clinical Pathology:
 - Clinical Chemistry
 - Hematology
 - Microbiology
 - Immunology and Serology
3. Diagnostic Techniques:
 - Microscopy
 - Molecular Diagnostics
 - Flow Cytometry
4. Interdisciplinary Collaboration
5. Quality Assurance and Accreditation

Services offered:

- Clinical Biochemistry
- Clinical Pathology

- Haematology & Immunohaematology
- Microbiology & Serology
- Histopathology & Cytology

The lab facility is equipped with various fully automated and proven technologies that optimise analysis and offer a wide range of services:

- Fully automatic biochemistry analyser (Integra 400+).
- Fully automated hormone analyzer (Cobas e411).
- Haematology analyzer (HORIBA H550)
- Automated analyzer for urine analysis.
- 5-part differential Haematology cell counter
- Blood gas and Electrolyte analyzers.
- HPLC-based HbA1c (Glycosylated Hb) system.
- Automated bacterial culture system and Automated speciation/ susceptibility testing system.
- In-house Histopathology and Cytology lab with Frozen section facility, Cytospin.





CLINICAL GENETICS

Clinical genetics is a medical speciality that focuses on diagnosing, managing, and counselling individuals and families affected by genetic disorders or at risk of inheriting such conditions. Clinical genetics plays a crucial role in various aspects of medical treatment.

Jeevan Jyoti Hospital is the first institution where a clinical geneticist specialist is available who is primarily looking after the following aspects of Genetics:

1. Diagnosis of Genetic Disorders
2. Risk Assessment and Genetic Counseling
3. Personalized Medicine
4. Preventive Medicine
5. Management and Treatment
6. Reproductive Medicine
7. Cancer Genetics
8. Gene Therapy

Clinical genetics plays a pivotal role in medical treatment by facilitating accurate diagnosis, risk assessment, personalized treatment strategies, preventive measures, and the development of novel therapeutic interventions for genetic disorders.

Why Choose Us:

Jeevan Jyoti Hospital is the pioneer in the field of providing facilities for Clinical Genetics which encompasses a wide range of medical and counseling services aimed at improving the health and well-being of individuals and families affected by genetic disorders. It combines medical expertise with a compassionate approach to address the complex challenges associated with genetic conditions.

PSYCHIATRY AND PSYCHOLOGY

The Department of Psychiatry and Psychology at Jeevan Jyoti Hospital focuses on mental health and behavioral sciences. Patients who suffer from a broad range of psychiatric and psychological problems like mental illness, depression & anxiety receive compassionate care and treatment according to their needs.

Services available:

1. Clinical Services:

- Psychiatry
- Psychology

2. Specialized Clinics and Programs:

We have specialized clinics/programs for specific populations or conditions, such as child and

adolescent psychiatry, geriatric psychiatry, addiction psychiatry, mood disorders clinics, etc.

3. Multidisciplinary Approach:

Departments adopt a multidisciplinary approach, involving a psychiatrist, psychologist, social workers, nurses, occupational therapist, and other healthcare professionals to provide comprehensive care for patients.

4. Community Outreach:

Our department is involved in community outreach programs aimed at raising awareness about mental health issues, reducing stigma, and providing support to underserved populations.

5. Integration with Other Medical Specialties:

The Department of Psychiatry and Psychology plays a vital role in promoting mental health, providing clinical services, and educating the community.



PHYSIOTHERAPY

Physiotherapy, also known as physical therapy, is a healthcare profession focused on assessing, diagnosing, and treating individuals with physical impairments, disabilities, or limitations in movement and function. The primary goal of physiotherapy is to enhance and restore functional ability and quality of life to those with physical impairments or disabilities.

Key Components of Physiotherapy

1. **Assessment and Diagnosis:**
2. **Treatment Techniques:**
 - Manual Therapy
 - Exercise Therapy
 - Electrotherapy
 - Hydrotherapy
 - Education and Advice
3. **Specialized Areas:**
 - Musculoskeletal Physiotherapy
 - Neurological Physiotherapy
 - Cardiovascular and Pulmonary Physiotherapy
 - Pediatric Physiotherapy
 - Geriatric Physiotherapy
4. **Rehabilitation and Prevention:**
 - **Rehabilitation:** We have programs to help patients recover from surgery, injury, or illness, aiming to restore maximum function.
 - **Prevention:** Strategies to prevent injury and illness through education, exercise, and ergonomic advice.


Benefits of Physiotherapy

- Pain Management
- Improved Mobility and Function
- Enhanced Recovery
- Prevention of Further Injury
- Non-Invasive Treatment

Physiotherapy in Different Settings

- **Hospitals:** Acute care and post-operative rehabilitation.
- **Outpatient Clinics:** Treatment for chronic conditions and rehabilitation.
- **Community Health Centers:** Services for underserved populations and chronic disease management.
- **Home Care:** Therapy provided in the patient's home for those with mobility issues.
- **Sports and Fitness Centers:** Injury prevention and management for athletes.
- **Workplace:** Occupational health and ergonomic assessments.





UNIQUE SELLING POINTS (USPs)

1. Advanced Laparoscopic Unit:

Equipped with the best Stryker camera and instruments for superior surgical precision.

2. 24/7 Senior Doctors:

Constant availability of experienced doctors to handle emergencies, especially trauma, stroke, and cardiology cases.

3. State-of-the-art IVF Lab:

Newly renovated and upgraded to international standards with a new laminar flow station for IVF procedures.

4. AI-based Automated Semen Analysis Centre:

The first of its kind.

5. Advanced CT Scan Machine:

Features on-table angiography, fast and efficient routine scanning, and accurate diagnosis.

6. Comprehensive Laparoscopic Services:

- General Surgery
- Cancer Surgery
- Emergency surgeries (intestinal perforation, ectopic rupture, ovarian torsion, dermoid cyst, uterine fibroid)
- Bariatric Surgery (first in Prayagraj)
- Gynecology and Urology

7. Advanced Hysteroscopic Centre:

Treats abnormalities such as polyps, fibroids, cancer, biopsy, abnormal uterine bleeding, post-menopausal bleeding, and adhesions.

8. Cosmetic Gynecology with LASER.

9. Highly Advanced Labs:

NABL accredited for comprehensive investigations.

10. Advanced LASER Surgery:

For laparoscopic & hysteroscopic surgery, piles, anal fistula, and fissures.

11. 24/7 Radiology & Pathology Services.

12. Interventional Radiology:


Minimizes the need for traditional or keyhole surgery by providing treatment through a small needle in the groin/wrist.

13. First Genetic Clinic in Prayagraj:

Focuses on identifying genetic abnormalities and developing prevention or treatment strategies.

14. PRP Treatment Facility:

Accelerates healing of injured tendons, ligaments, and joints.



Empanelled Government Companies: CGHS Serving & Pensioner

● OD Fort, Allahabad ● 508 Army Base Workshop, Allahabad ● RMS 'A' Division, Allahabad ● Head Post office, Allahabad ● CPWD Kendriya Lok Nirman Vibhag, 76 Lukerganj, Allahabad ● Garrison Engineer Air Force, Bamrauli, Allahabad ● Garrison Engineer Air Force, Bamrauli East Allahabad ● Garrison Engineer Air Force, Bamrauli West Allahabad ● Military Hospital, New Cantt., Allahabad ● Military Farm, Chauphataka, Allahabad ● PCDA (Pension), Allahabad ● All India Radio, Lucknow ● Central Ground Water Board, 276, Kaushambi Road, Allahabad ● Archeological Survey of India, Khushroo Bagh, Allahabad ● Age (I) Force, Manauri, Allahabad ● 820 SU Air Force, Bamrauli, Allahabad ● Central Excise Custom & Service Tax Commissionate, Civil Lines, Allahabad ● AG Office A/C - I, Allahabad ● AG office A/C II, Allahabad ● AG office (Audit) I U.P., Allahabad ● AG office (Audit) II U.P., Allahabad ● 264 Coy ASC (Sup) Type 'C', Allahabad ● HQ CAC (U) AF, Bamrauli, Allahabad ● Handi Craft RCS, Lekhrajpur, Allahabad ● 29 Wing Air Force Station, Bamrauli, Allahabad ● Central Board of Direct Taxes (CBDT), Allahabad ● Selection Centre East, New Cantt., Allahabad ● Station Cell HQ MP CSA sub Area, Allahabad ● SSC Supply Depot, Allahabad.

OTHER COMPANY

● Central Inland Fisheries Research Institute (ICAR) ● Coal India Ltd. ● Govind Ballabh Pant Social Science Institute, Jhansi ● Harish Chandra Research Institute, Jhansi ● North Central Railway (NCR) ● CBSE ● MNNIT ● NTPC ● Food Corporation of India (FCI) ● CAPF, CATC.

Empanelled TPA / Insurance Companies

● Anyuta Medinet Healthcare Pvt. Ltd. ● East-West Assist (P) Ltd. ● FHPL TPA (Bharati AXA) ● SRI General Insurance ● United India Insurance ● Oriental Insurance ● National Insurance ● Genins India Ltd. ● Grand TPA ● Heritage Health Service Pvt. Ltd. ● Med Save Health Care Ltd. ● Medi Assist India (P) Ltd. ● Safeway Medi Claim Service Pvt. Ltd. ● Sedgwick Parekh ● Spurti Meditech (TPA) Solution Pvt. Ltd. ● Health India TPA ● ICICI Prudential Insurance Co. Ltd. ● Alankit ● Universal Shampoo ● Ericson Insurance TPA ● Focul TPA ● Health Insurance (HI) ● United Health Care (Parekh) ● Future General Ins TPA, Health Insurance.



JEEVAN JYOTI HOSPITAL

NABH Accredited Multispeciality Hospital & Infertility Research Centre



162, Bai Ka Bagh, Prayagraj -211002 Ph. : 0532 - 2417248/52/54
E-mail : jeevanjyotihospital@gmail.com Website : www.jeevanjyotihospital.com